

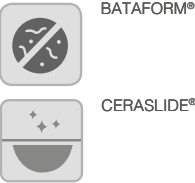
T-EDGE - Le Ciotole - B6O54BI

CE EN 14688:2018

Cod. **B6O54BI**
Basin 54.36 h16 cm. Sit-on installation. Weight 7 Kg



It can be combined with Arredo OPI furniture



BATAFORM®



CERASLIDE®



Bagno di Colore



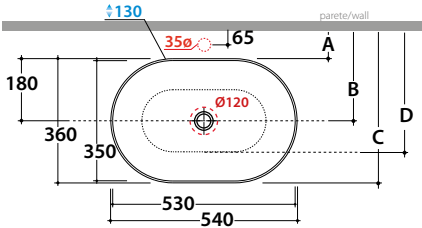
GLOBOTHIN®



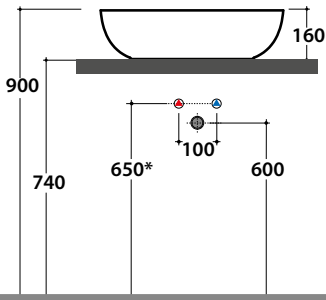
Le Pietre

GLOBO

Inspired by **Life**



	Wall mounted taps	Taps mounted on counter top
A :	80	105
B :	260	285
C :	440	465
D :	335	360



* For taps mounted on counter top

Cod. **FI024BI**
Valve drain with ceramic top for basins without overflow. Weight 0,5 Kg



Cod. **FI024CR**
Chromed valve drain for basins without overflow. Weight 0,5 Kg





EN 14688:2018

GLOBO

Inspired by **Life**



Tips for proper cleaning

Ceramic cleaning

We recommend the use of warm water in combination with non-abrasive cleaning products

[Click to view or download](#)



DOP N° L001-01



GLOBOTHIN®

It is a new and exclusive ceramic mixture that allows to produce wash basins with only 6 mm thin edges, without affecting the product stability and geometry

6 mm



CERASLIDE®

Is the result of years of research, on the glazes and the ceramic application, that ensures more protection, more resistance and ease of cleaning. The careful control of temperatures in the various cooking stages, in a cycle that can last up to 26 hours, ensures perfect homogeneity of the product during the sintering process, reducing porosity and guaranteeing greater resistance against stains, dirt and abrasions.



BATAFORM®

The antibacterial bataform treatment was developed to ensure deeper hygiene, basing its effectiveness on the reaction of silver ions, which inhibit the proliferation of bacteria. tests carried out by certified laboratories, according to the uni4543 standard, have confirmed a drastic decrease in the presence of bacteria, without however altering the glossy glaze. for cleaning operations, follow the recommendations given for the ceraslide glaze.